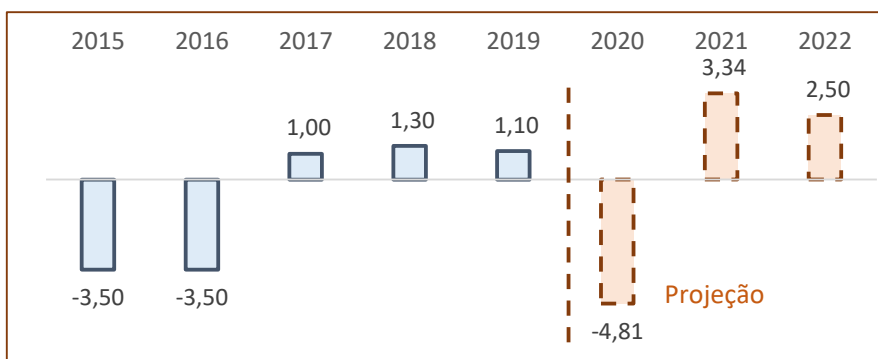


Informe elaborado pela GETEC - Ocepar, com base no Boletim Focus de 30 de outubro de 2020 - Bacen.

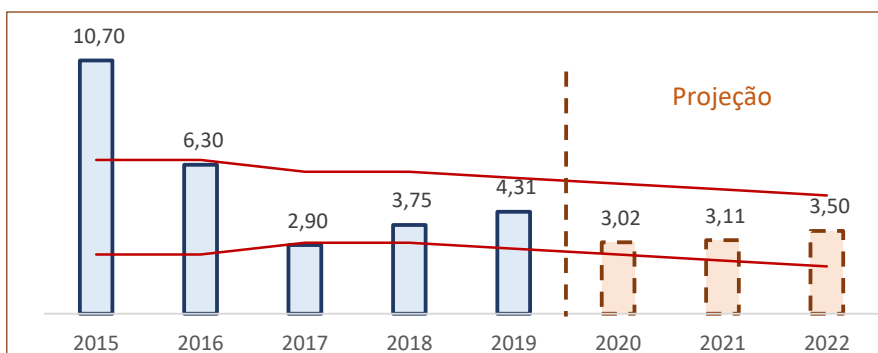
PIB (%)

| Projeção Focus | Semana Atual | Semana passada | Var. (p.p) |
|----------------|--------------|----------------|------------|
| 2020 | - 4,81 | - 4,81 | ⇒ 0 |
| 2021 | 3,34 | 3,42 | ↓ -0,08 |
| 2022 | 2,50 | 2,50 | ⇒ 0 |



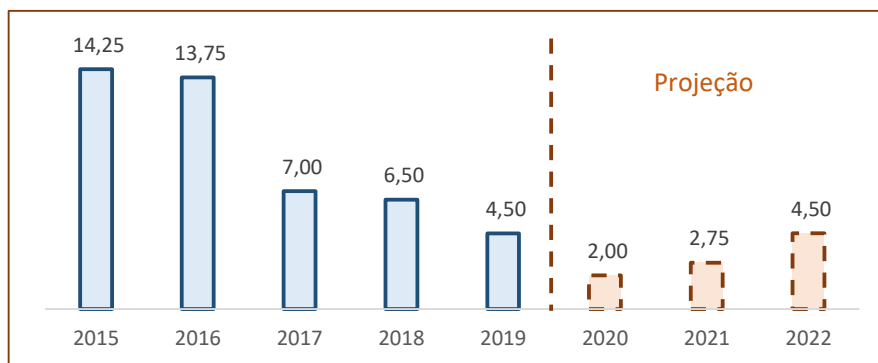
IPCA (%)

| Projeção Focus | Semana Atual | Semana passada | Var. (p.p) |
|----------------|--------------|----------------|------------|
| 2020 | 3,02 | 2,99 | ↑ 0,03 |
| 2021 | 3,11 | 3,10 | ↑ 0,01 |
| 2022 | 3,50 | 3,50 | ⇒ 0 |



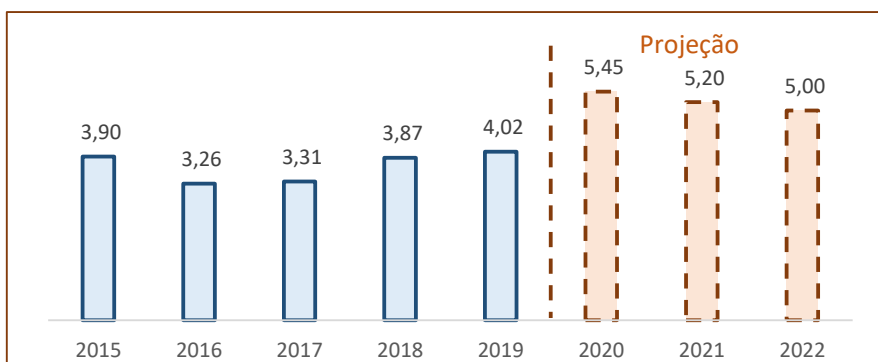
SELIC (%)

| Projeção Focus | Semana Atual | Semana passada | Var. (p.p) |
|----------------|--------------|----------------|------------|
| 2020 | 2,00 | 2,00 | ⇒ - |
| 2021 | 2,75 | 2,75 | ⇒ 0 |
| 2022 | 4,50 | 4,50 | ⇒ 0 |



CÂMBIO (R\$/US\$)

| Projeção Focus | Semana Atual | Semana passada | Var. (R\$) |
|----------------|--------------|----------------|------------|
| 2020 | 5,45 | 5,40 | ↑ 0,05 |
| 2021 | 5,20 | 5,20 | ⇒ 0 |
| 2022 | 5,00 | 4,90 | ↑ 0,1 |



Link do relatório completo do Bacen:

<https://www.bcb.gov.br/content/focus/focus/R20201030.pdf>

